



AFFILIATED TO BOARD OF SCHOOL EDUCATION HARYANA

JEEN VIDYA MANDIR HIGH SCHOOL

RAM GANJ, OPP. NEW HOUSING BOARD COLONY, BHIWANI-127021

SUMMER VACATIONS HOME ASSIGNMENT CLASS - LKG

**Keep your child's brain active over break
without letting them know they're doing
"Homework"**

Name :

Roll No. Section:

Teacher Name :



NOTE: AFTER COMPLETING HOMEWORK, SUBMIT IT TO THE CLASS
TEACHER FOR CHECKING & GRADING.



PARENTS

The Information You Need!

Respected Parents,

Warm greetings!

As we approach the summer break, we bring you a set of thoughtfully planned holiday homework assignments. These activities aim to reinforce concepts already introduced and to keep children engaged in joyful learning during the holidays.

Here are a few important guidelines for you:

- 1. Make it fun:** Encourage your child to do the work in a playful manner rather than as a burden.
- 2. Daily routine:** Set a fixed time for 30–40 minutes daily for these activities.
- 3. Support, don't instruct:** Offer help gently but allow your child to try independently.
- 4. Reading time:** Read simple stories and rhymes to build vocabulary and imagination.
- 5. Talk more:** Communicate with your child in full sentences. It boosts language development.
- 6. Real-life learning:** Engage your child in simple tasks like folding clothes, identifying objects, or helping to sort fruits.
- 7. Positive reinforcement:** Praise the child's effort, not just the final output.
- 8. Neatness over speed:** Motivate your child to complete the work neatly, even if slowly.

Submission Date: Kindly send the completed and neatly stapled holiday homework file on the first day after vacation.

Thank you for your continued support in your child's learning journey.

Warm regards,
Class Teacher
L.K.G.



SUMMER VACATION

HOME ASSIGNMENT

ABOUT ME

My Name _____

My Father Name _____

My Mother Name _____

My Date of Birth _____

a. Number of letters in your name _____

b. My age _____

c. My height _____

d. Number of members in my family _____

e. My shoe size _____

f. Number of teeth I have _____

g. My mother's phone number _____

h. My father's phone number _____

(*parents ensure to get memorized at least one of parent's contact numbers to their ward.)

Paste colour
photograph

***Parents....** What is the meaning of your child's name and reason for choosing it _____

ACTIVITY

*Click selfies while playing with your grandparents/ parents/ family members, paste it on A-3 sheet and laminate. **It will be kept in school.**



SUMMER VACATION

HOME ASSIGNMENT

NOTE

MAKE A 3-IN-1 COPY FOR WRITING PRACTICE OF ALPHABETS, NUMBERS AND स्वर.

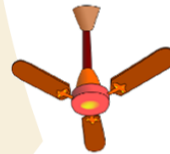
ENGLISH

- Write A to Z alphabets one page every day in Holiday homework notebook (at least 10 pages).
- Learn the rhymes from the book

Activity Beginning Sound :

Trace the Letter and Match the related picture with them:

A



Y



F



P



O





SUMMER VACATION

HOME ASSIGNMENT

Alphabet Uppercase Letter Tracing

A	A	A	A	A	N	N	N	N	N
B	B	B	B	B	O	O	O	O	O
C	C	C	C	C	P	P	P	P	P
D	D	D	D	D	Q	Q	Q	Q	Q
E	E	E	E	E	R	R	R	R	R
F	F	F	F	F	S	S	S	S	S
G	G	G	G	G	T	T	T	T	T
H	H	H	H	H	U	U	U	U	U
I	I	I	I	I	V	V	V	V	V
J	J	J	J	J	W	W	W	W	W
K	K	K	K	K	X	X	X	X	X
L	L	L	L	L	Y	Y	Y	Y	Y
M	M	M	M	M	Z	Z	Z	Z	Z



SUMMER VACATION

HOME ASSIGNMENT

Alphabet Lowercase Letter Tracing

a	a	a	a	a	n	n	n	n	n
b	b	b	b	b	o	o	o	o	o
c	c	c	c	c	p	p	p	p	p
d	d	d	d	d	q	q	q	q	q
e	e	e	e	e	r	r	r	r	r
f	f	f	f	f	s	s	s	s	s
g	g	g	g	g	t	t	t	t	t
h	h	h	h	h	u	u	u	u	u
i	i	i	i	i	v	v	v	v	v
j	j	j	j	j	w	w	w	w	w
k	k	k	k	k	x	x	x	x	x
l	l	l	l	l	y	y	y	y	y
m	m	m	m	m	z	z	z	z	z



SUMMER VACATION

HOME ASSIGNMENT

HINDI

- अ से ज्ञ तक रोजाना 1 पेज कापी में लिखें व याद करे।

स्वर

अ आ इ ई उ ऊ ऋ

ए ऐ ओ औ अ अः

व्यंजन

क ख ग घ ङ

च छ ज झ व

ट ठ ड ढ ण

त थ द ध न

प फ ब भ म

य र ल व श

ष स ह क्ष त्र

श



SUMMER VACATION

HOME ASSIGNMENT

- रिक्त स्थान भरे।

अ इ

उ

ए

ओ

- रिक्त स्थान भरे।

अ

इ

ए

ओ

अः



SUMMER VACATION

HOME ASSIGNMENT

क से ज्ञ तक रोजाना 1 पेज कापी में लिखे व याद करें।

क ख ग घ

च छ ज झ

ट ठ ड ढ

ण त थ द ध

न प फ ब

भ र ल व श

ष स ह क्ष श



SUMMER VACATION

HOME ASSIGNMENT

- रिक्त स्थान भरे।

क र

च ङ

ख ण

झ ण

प ण

य ण

व ण



SUMMER VACATION

HOME ASSIGNMENT

MATHS

- Write counting from 1 to 30 (2 Times) & Learn.

1	2	3	4	5	6	7	8	9	10
1	2	3	4	5	6	7	8	9	10

11	12	13	14	15	16	17	18	19	20
11	12	13	14	15	16	17	18	19	20

21	22	23	24	25	26	27	28	29	30
21	22	23	24	25	26	27	28	29	30




- Write Counting 1 to 100 one page everyday in holiday homework notebook.






SUMMER VACATION

HOME ASSIGNMENT

- Write the missing numbers

155		<table border="1"><tr><td>1</td><td></td><td></td><td></td><td></td><td></td><td></td><td></td><td>10</td></tr></table>	1								10
1								10			
255		<table border="1"><tr><td>11</td><td></td><td></td><td></td><td></td><td></td><td></td><td></td><td>20</td></tr></table>	11								20
11								20			
355		<table border="1"><tr><td>21</td><td></td><td></td><td></td><td></td><td></td><td></td><td></td><td>30</td></tr></table>	21								30
21								30			

- Write the missing numbers


155		<table border="1"><tr><td>1</td><td></td><td></td><td></td><td></td><td></td><td></td><td></td><td>10</td></tr></table>	1								10
1								10			
255		<table border="1"><tr><td>11</td><td></td><td></td><td></td><td></td><td></td><td></td><td></td><td>20</td></tr></table>	11								20
11								20			
355		<table border="1"><tr><td>21</td><td></td><td></td><td></td><td></td><td></td><td></td><td></td><td>30</td></tr></table>	21								30
21								30			



SUMMER VACATION

HOME ASSIGNMENT

- Colour the Identical figure





SUMMER VACATION

HOME ASSIGNMENT

G.K.

Learn the following:

1. Name of any five parts of body.

Ans: Eye, Ear, Nose, Lip, Leg

2. Name of any five fruits.

Ans: Apple, Mango, Banana, Orange, Grapes

3. Name of any five Colours.

Ans: Red, Yellow, Black, white, Pink, Green

4. Name of any five vegetables.

Ans: Tomato, Potato, Onion, Peas, Radish, Brinjal

CONVERSATION

1. What is your name?

➤ My name is _____.

2. In which school do you read?

➤ I read in Jeen Vidya Mandir.

3. In which class do you read?

➤ I read in L.K.G. class.

4. Who is your class teacher?

➤ My class teacher's name is _____.

5. How old are you?

➤ I am four years old.

6. What is your father's name?

➤ My father's name is Mr. _____.

7. What is your mother's name?

➤ My mother's name is Mrs. _____.

8. What is your father's mobile phone number?

➤ My father's mobile number is _____.

9. In which city do you live?

➤ I live in Bhiwani.

10. What is your favourite colour?


➤ My favourite colour is _____.



SUMMER VACATION

HOME ASSIGNMENT

Colour the circle-shaped object in **Yellow**, the square-shaped object in **Pink**, the triangle-shaped object in **Orange** and the rectangle-shaped object in **Green**.





SUMMER VACATION HOME ASSIGNMENT

ACTIVITY

Happy Earth – Save the Planet

Objective: To help children understand the importance of protecting our Earth through a fun and engaging craft activity using mostly **waste/recycled materials**.

Materials Required (Preferably Waste Material):

- **Old cardboard** (like from a cereal box or packaging)
- **Used colored paper / old notebooks / magazine pages**
- **White paper** (for eyes and trees – can be reused paper)
- **Green & blue paint / crayons / markers** (for Earth)
- **Black marker/sketch pen** (for drawing outlines and text)
- **Old red ribbon / wool / string** (for hanging and smile)
- **Glue or Fevicol**
- **Child-safe scissors** (to be used only under adult supervision)
- **Pencil and eraser**

Instructions for Parents (Please Guide Your Ward Step-by-Step):

1. Base Preparation (Earth Face):

1. Take an old cardboard piece and cut a **large circle** (around 10–12 inches diameter).
2. Let the child color or paint it using **blue and green** to represent oceans and continents.
3. Allow it to dry if painted.

2. Drawing the Face:

1. Draw **eyes, eyebrows, nose, and a big smile** on the Earth. (You can help with drawing outlines.)
2. Use white paper for the eyes and red paper/ribbon for the smile.

3. Preparing Trees:

1. Cut out **6–7 small tree shapes** using white or green recycled paper.
2. Color the tops green and trunks brown.
3. Write eco-friendly messages like: Save Water, Save Trees, Say No to Plastic, Stop Pollution, Recycle
4. (Let your child say the messages aloud as you write them – helps learning!)

4. Sticking the Trees:

1. Paste these tree cutouts around the top edge of the Earth face like a crown.

5. Adding Hanging Ribbon:

1. Attach an old red ribbon or wool loop at the top for hanging the craft.
2. Also attach loose ends at the bottom (as shown in the image) for added decoration.

6. Final Touch:

1. Outline using black sketch pen.
2. Let your child proudly display their work and say the Earth-saving slogans!

Important Note for Parents:

• **Please ensure your ward prepares this craft during summer vacation only.**

• Encourage your child to use **maximum waste/recycled materials** to develop awareness about reducing waste. Let them participate actively by coloring, pasting, and speaking the Earth-saving slogans aloud.

Submission:

Please send a clear photo of your ward holding the craft to the class teacher on the assigned date.

Let's work together to plant the seeds of environmental responsibility in our little ones! 🌱🌍





SUMMER VACATION

HOME ASSIGNMENT

C. Father's Day (15th June):-


"A dad is someone who holds you when you cry, scolds you when you break the rules, shines with pride when you succeed and has faith in you when you fail." Make a card on Father's Day with the help of your mom and bring it to school after vacations.

**HAPPY
FATHER'S
Day!**

D. World Yoga DAY (21st June):-

Mountain Pose

Stand straight and Spread the legs and toes few inches apart. Keep the arms alongside the body. The shoulders must be relaxed and not stiff. Raise the arms above your head. Hold the posture and breathe slowly. Retain as long as comfortable.



Mountain Pose

Volcano Pose

Stand tall with your feet slightly apart. Bring your hands to prayer position. Inhale and push your hands to the sky. Exhale and move your hands to the side and then back to the centre.



Volcano Pose

Cat Pose -

Get down on hands and knees. Reach spine towards ceiling as high possible so that the back is arched like a cat. Make meow - meow noises.



Cat Pose



SUMMER VACATION

HOME ASSIGNMENT

CARE YOUR BODY

“Better keep yourself clean and bright; you are the window through which you must see the world.”

1. Wash your hands thoroughly with soap before and after eating.
2. Wipe your hands with a clean wiping cloth.
3. Avoid coughing or sneezing into the food, always turn away whenever you have so.
4. Trim your nails at regular interval.
5. Brush your teeth twice a day.
6. Bath every day.
7. Comb your hair regularly.
8. Wash hand before and after meals.

HELPING HAND

Help your mother in household chores.



SHARING IS CARING

1. Always encourage a child to offer whatever he / she is snacking on, to the others in the room.
2. Children must be encouraged to share things like books, toys, colours etc with friends, siblings and cousins.
3. Children observe grownups around them – let the kids see you sharing.
4. Point out the happiness the other person has on receiving whatever was shared, even as you give a pat or hug of appreciation.
5. Help your elders in day to day activities e.g. serve a glass of water, bring newspaper, spectacles, books etc.



SUMMER VACATION

HOME ASSIGNMENT

KNOW YOU KID

आदरणीय अभिभावक,

आप से विनम्र अनुरोध है कि नीचे आपके बच्चे के दैनिक जीवन से जुड़ी कुछ अच्छी आदतें दी गई हैं। क्या आपका बच्चा अपने दैनिक जीवन में इन अच्छी आदतों का अनुसरण करता है। कृपया हाँ / ना में उत्तर दें।

अच्छी आदतें

1. क्या आपके बच्चे ने सुबह उठकर सबसे पहले अपने बड़ों का अभिवादन किया? _____
2. क्या आपके बच्चे ने दंतधवन एवं नित्य क्रिया से निवृत्त होकर ॐ का उच्चारण किया? _____
3. क्या आपका बच्चा अपने से बड़ों का सम्मान करता है? _____
4. क्या आपका बच्चा हमेशा सच बोलता है? _____
5. क्या आपका बच्चा अपना ग्रहकार्य समय पर पूरा करता है? _____
6. क्या सभी के साथ आपके बच्चे का व्यवहार अच्छा होता है? _____
7. क्या आपका बच्चा अपने से छोटों से प्यार करता है? _____
8. आपके बच्चे ने कभी किसी का मजाक उड़ाया है? _____
9. क्या आपका बच्चा जरूरतमन्द की सहायता करता है? _____
10. क्या आपका बच्चा मेहनती है? _____
11. क्या वो हमेशा प्यार से बात करता है? _____
12. क्या आपका बच्चा बड़ों के बीच में बोलता है? _____
13. क्या वो दूसरों की वस्तुएँ पूछ कर लेता है? _____
14. दूसरे द्वारा आपके बच्चे को कोई वस्तु दिए जाने पर क्या वो उसको धन्यवाद करता है? _____
15. आपका बच्चा अपनी किताबें व्यवस्थित करके रखता है? _____
16. क्या वह सुबह समय पर उठता है? _____
17. क्या वह गलती करने पर माफी माँगता है? _____
18. क्या वह दूसरों के काम में दखल देता है? _____
19. क्या वो बाहर की चीजें खाना ज्यादा पसंद करता है? _____
20. क्या वह अपने से बड़ों की बात मानता है? _____
21. क्या वह घर के किसी काम में अपनी मम्मी की सहायता करता है? _____
22. क्या वह किसी से द्वेष भावना रखता है? _____
23. खाना खाने से पहले व बाद में हाथ साबुन से अच्छी प्रकार से धोता है? _____
24. क्या वह अपने नाखून साफ रखता है? _____
25. क्या वह सुबह का नाश्ता सही समय पर करता है? _____



HAPPY SUMMER VACATION!



9306594300
9215174603



www.jeenvidyamandir.in



jeenvidyamandir@gmail.com



[jeenvidyamandir](#)

36 Years
&
Counting!